



2015 Greater Los Angeles Homeless Count

SPA 8 South Bay in the LA Continuum of Care (CoC)*

Service Planning Area (SPA)	Subtotal	%
SPA 1: Antelope Valley	2,818	6.8%
SPA 2: San Fernando Valley	5,216	12.7%
SPA 3: San Gabriel Valley	3,093	7.5%
SPA 4: Metro L.A.	11,681	28.4%
SPA 5: West L.A.	4,276	10.4%
SPA 6: South L.A.	7,513	18.2%
SPA 7: East L.A.	3,571	8.7%
SPA 8: South Bay	3,006	7.3%
	41,174	

LA CoC

- The Homeless Count gives a snapshot of homelessness in our area.
- **41,174** persons were identified as experiencing homelessness in LA CoC at the end of January 2015, representing 16% rise since the last Homeless Count held in January 2013.

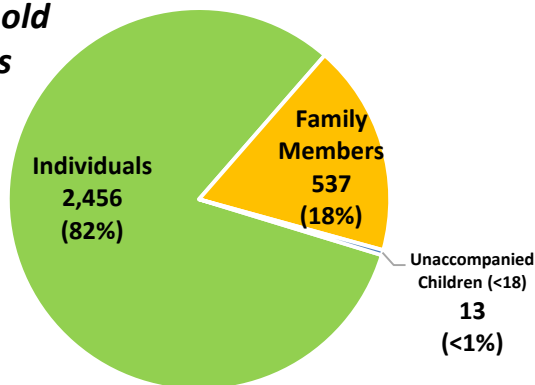
SPA 8 - South Bay

- SPA 8's homelessness rose 39% since January 2013.
- SPA 8's unsheltered population is roughly one-third larger than Skid Row's.
- 78% of the South Bay's homeless population is unsheltered.

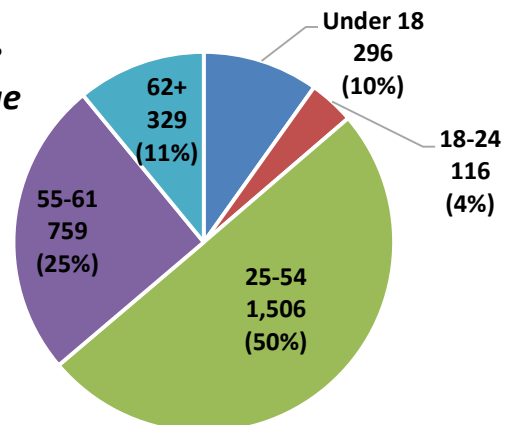
* Does not include Long Beach, Glendale, Pasadena

SPA 8 South Bay Homelessness Snapshot for January 28, 2015

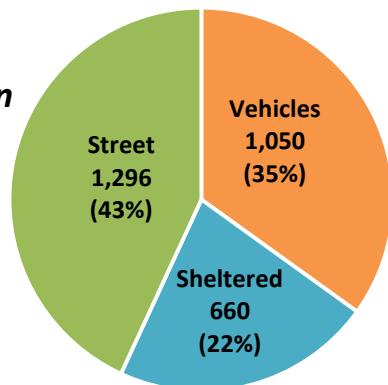
Household Types



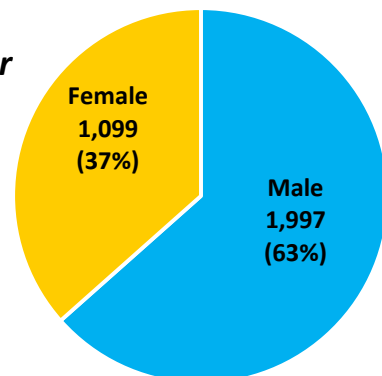
Age Range



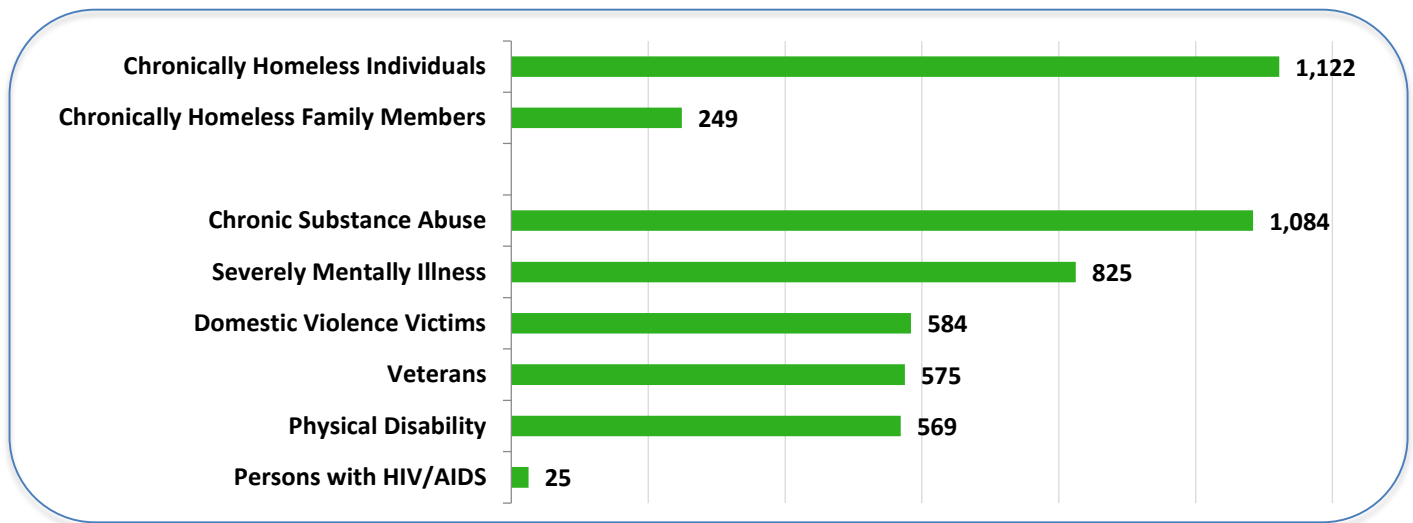
Living Situation



Gender



SPA 8 South Bay Homeless Special Populations



Note: Numbers total more than 3,006 because some persons reported in multiple categories.

The length of time persons have experienced homelessness is a key factor in targeting appropriate housing and services for them. HUD defines those who are "Chronically Homeless" as having a disability and either (1) continually homeless for the past 12 months or longer, or (2) have had 4 episodes of homelessness in the last 3 years.

- People fall into homeless situations for a myriad of reasons. In addition to the lack of affordable housing, untreated trauma or illness often contribute to the difficult challenges they face.
- While there is housing directed toward these specialized populations, there remains a tremendous SPA 8 shortage of *Permanent Supportive Housing (PSH)*. PSH is the most successful approach for the chronically homeless because it provides critical ongoing services that these individuals need once they are housed.

SPA 8 South Bay Housing Programs

In Summer 2014, SPA 8 joined two county-wide *Coordinated Assessment Systems* uniting regional providers working collaboratively to provide housing in a streamlined manner. County and federal resources are also integrated into them.

These programs, the *Coordinated Entry System* for individuals and the *Homeless Family Solutions System* for families, are both under the coordination of Harbor Interfaith Services, at (310) 831-9123.

SPA 8 Domestic Violence Hotlines

Victims sometimes need immediate counsel or shelter for their safety. These hotlines are available 24/7.

Rainbow Services	(310) 547-9343
Center for the Pacific Asian Family	(800) 339-3940
1736 Family Crisis Center	(310) 370-5902
Los Angeles County	(800) 978-3600

South Bay Coalition to End Homelessness

Our mission is to transform and end homelessness in the South Bay through education, advocacy and coordination.

Our membership includes organizations from a range of government sector, local service providers, faith and community partners.

Please contact us for more information on SPA 8 homelessness and solutions at contactSBCEH@gmail.com.

Monthly meetings are held the 3rd Wednesdays from 9:30-11:30 AM at rotating locations. All are welcome!