

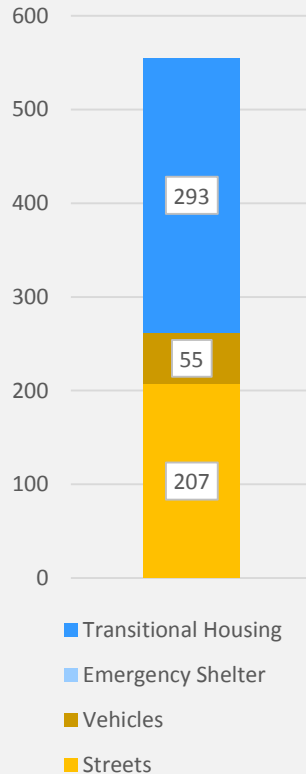


2015 Greater Los Angeles Homeless Count

Inglewood

555 Homeless Persons
on January 28, 2015

Persons Experiencing Homelessness by Location



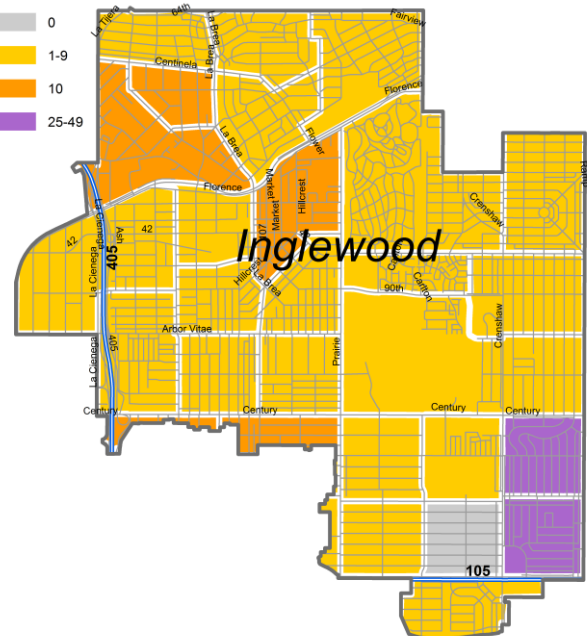
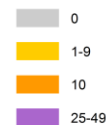
Transitional Housing	293
Emergency Shelter	0
Vans	15
Campers/RVs	21
Cars	19
Single Adults on the Street	185
Family Members on the Street	3
Unaccompanied Youth on the Street	0
Make-Shift Shelters	14
Tents	5

Total Persons 555

- 11% of the South Bay's Unsheltered population is located in Inglewood (living in vehicles or on the streets)
- There is one Permanent Supportive Housing program in Inglewood. But for it, there would be nearly an additional 200 homeless persons in this area.
- There are approximately 4 times more vacant housing units than homeless persons in Inglewood (Source: CA Department of Finance, "E-5 Population and Housing Estimates for Cities, Counties, and the State, January 2011-2015, with 2010 Benchmark," May 2015).
- Homeless Count 2013 city-level data is not available

Legend

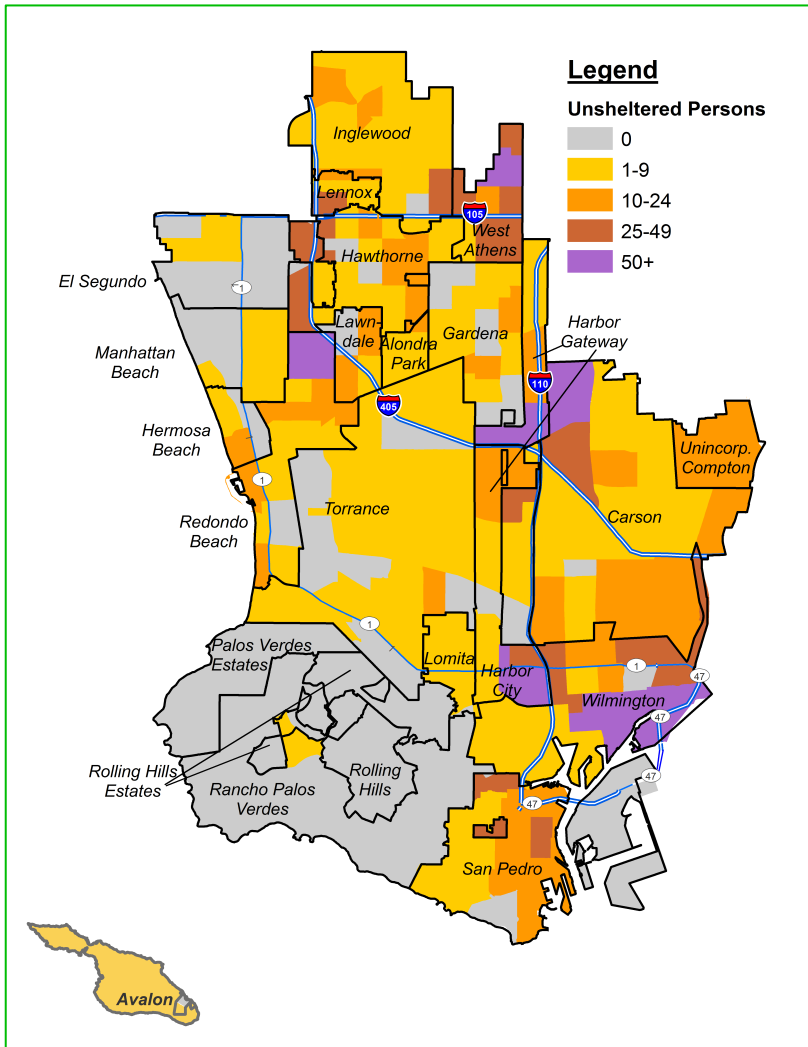
Unsheltered Persons





2015 Greater Los Angeles Homeless Count

South Bay Unsheltered Homelessness Density Map on January 28, 2015



➤ **Areas with the highest number of Unsheltered persons**

- Wilmington (465)
- West Athens (277)
- Inglewood (262)
- San Pedro (246)
- Redondo Beach (165)

➤ **Areas with the lowest number of Unsheltered persons**

- Avalon (0), Palos Verdes Estates (0), Rolling Hills (0), Rolling Hills Estates (0)
- Unincorporated Catalina (2)
- Rancho Palos Verdes (3)
- Manhattan Beach (7)
- El Segundo (12)

➤ **Areas with the highest number persons living in Vehicles**

- Wilmington (241)
- Harbor Gateway (131)
- Carson (124)
- San Pedro (89)
- West Athens (73)

➤ **Areas with the highest number persons living on the Streets**

- Wilmington (224)
- Inglewood (207)
- West Athens (204)
- San Pedro (157)
- Redondo Beach (97)

➤ **78% of the South Bay's homeless population were unsheltered during the 2015 Count**

- 21% were in unincorporated sections of the region.
- But for six Permanent Supportive Housing programs, there would have been over 275 more homeless persons in the South Bay during the Count. By the end of 2015, roughly 300 more of these beds will be available in the South Bay.