

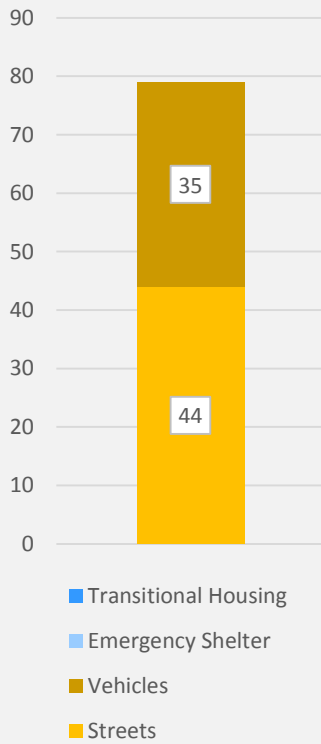


2015 Greater Los Angeles Homeless Count

Torrance

79 Homeless Persons on January 28, 2015

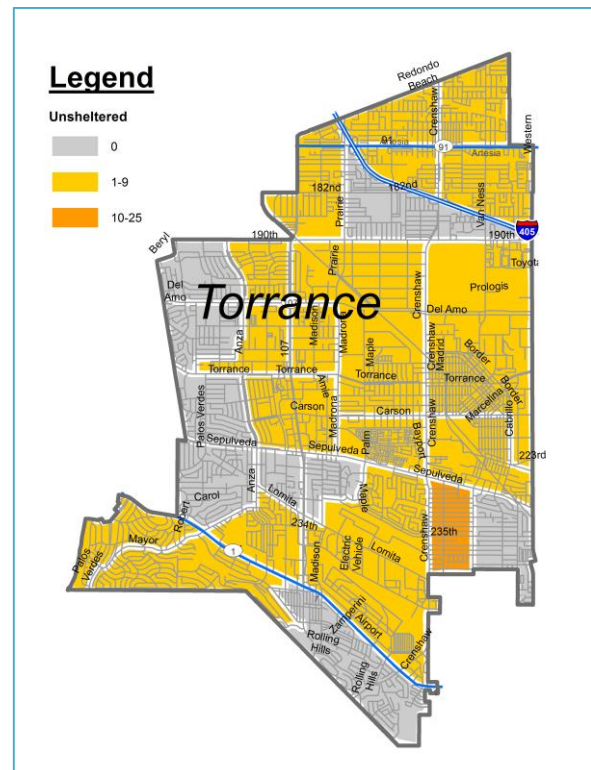
Persons Experiencing Homelessness by Location



Transitional Housing	0
Emergency Shelter	0
Vans	14
Campers/RVs	14
Cars	7
Single Adults on the Street	40
Family Members on the Street	0
Unaccompanied Youth on the Street	0
Make-Shift Shelters	4
Tents	0

Total Persons 79

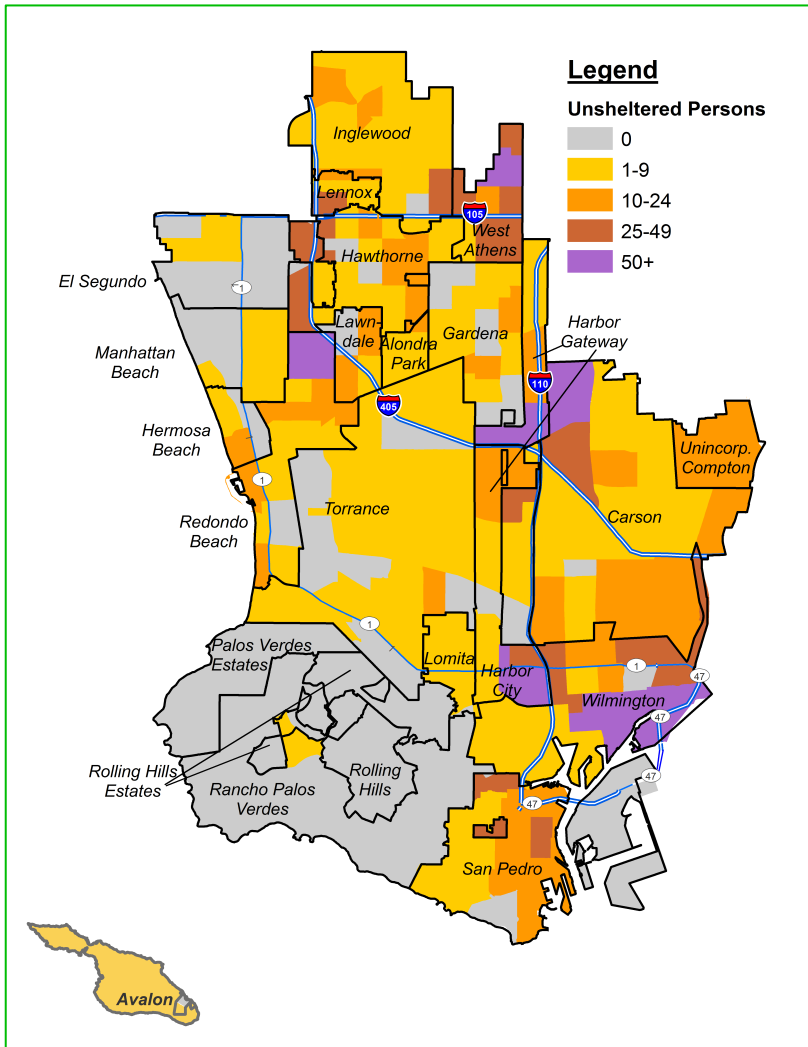
- 3% of the South Bay's Unsheltered population is located in Torrance (living in vehicles or on the streets)
- There are approximately 30 times more vacant housing units than homeless persons in Torrance (Source: CA Department of Finance, "E-5 Population and Housing Estimates for Cities, Counties, and the State, January 2011-2015, with 2010 Benchmark," May 2015).
- Changes from Homeless Count 2013:
 - Increase in persons from 37 to 79
 - Increase in persons in Vehicular homeless locations from 20 to 35
 - Increase in persons from Street homeless locations from 17 to 44





2015 Greater Los Angeles Homeless Count

South Bay Unsheltered Homelessness Density Map on January 28, 2015



➤ Areas with the highest number of Unsheltered persons

- Wilmington (465)
- West Athens (277)
- Inglewood (262)
- San Pedro (246)
- Redondo Beach (165)

➤ Areas with the lowest number of Unsheltered persons

- Avalon (0), Palos Verdes Estates (0), Rolling Hills (0), Rolling Hills Estates (0)
- Unincorporated Catalina (2)
- Rancho Palos Verdes (3)
- Manhattan Beach (7)
- El Segundo (12)

➤ Areas with the highest number persons living in Vehicles

- Wilmington (241)
- Harbor Gateway (131)
- Carson (124)
- San Pedro (89)
- West Athens (73)

➤ Areas with the highest number persons living on the Streets

- Wilmington (224)
- Inglewood (207)
- West Athens (204)
- San Pedro (157)
- Redondo Beach (97)

➤ 78% of the South Bay's homeless population were unsheltered during the 2015 Count

- 21% were in unincorporated sections of the region.
- But for six Permanent Supportive Housing programs, there would have been over 275 more homeless persons in the South Bay during the Count. By the end of 2015, roughly 300 more of these beds will be available in the South Bay.